



Ullvuna

*Florencia Campos Correa*

Chilean-Spanish Industrial Designer / Entrepreneur / Pin Loom Weaving Teacher & Author

[florencia.campos@ullvuna.cl](mailto:florencia.campos@ullvuna.cl)

*Virtual Lecture & Class Proposals*  
Late 2026 - 2027

# Lecture Proposals

## DETAILS

**Duration:** 45 - 60 min

**Fee:** USD 200-300

**Platform:** Provided by host

**Audience:** No limit

**Language:** Spanish/English

**Deadline:** 2 month prior

**Slots:** Confirm by email

**Promotion:** Shared effort.  
High quality pictures & videos are provided with no charge.

**Discounts:** Students can have special discounts to my kits and other products from my shop.

## CATEGORIES

1. Pin Loom Weaving

2. Design Entrepreneur

3. Woven Heritage

4. Weaving for Well-being

# 1. Pin Loom Weaving



## TOPIC 1: ALL ABOUT PIN LOOM WEAVING

An engaging lecture exploring the history, techniques and creative possibilities of pin loom weaving. Discover how this hands-on craft inspires creativity, focus and well-being.



## TOPIC 2: ONE WOVEN SQUARE, ENDLESS POSSIBILITIES

Learn how a single pin loom square can spark countless projects, from garments to accessories. Explore modular techniques that make weaving flexible, creative and endlessly inspiring.



## TOPIC 3: STITCHES & PATTERNS

Learn my own fun, creative, and practical method for designing original pin loom patterns. A step-by-step process to experiment with color, texture and structure while bringing your woven creations to life.





## 2. Design Entrepreneur



### TOPIC 1: CREATING A BOOK FROM SCRATCH

This class teaches how to create a book from scratch, covering writing, design and self-publishing. Students learn step-by-step techniques to produce and publish their own complete book independently.



### TOPIC 2: ECO-FRIENDLY KITS: REMOTE DESIGN TO LOCAL SUSTAINABILITY

Learn how a remotely run business can support local U.S. production to reduce environmental impact. This lecture explains how on-demand printing and domestic shipping help lower the carbon footprint of weaving kits.



### TOPIC 3: HITS & FAILURES FROM A SELF MADE WEAVING ENTREPRENEUR

Learn from my journey creating looms, garments and on-demand weaving kits and books that inspire makers worldwide. Discover the successes, mistakes and lessons that can guide your own creative ventures.

### 3. Woven Heritage



#### TOPIC 1: WOVEN WISDOM: ANCIENT PATTERNS IN MODERN FORM

Discover how ancestral textile patterns and symbols can be reinterpreted through contemporary weaving techniques. This class explores the balance between honoring tradition and creating meaningful, modern designs.



#### TOPIC 2: TEXTILES, MOTHERHOOD & COMMUNITY KNOWLEDGE

This class explores ancestral textile patterns and their cultural meaning and how they can be translated into contemporary woven designs. Learn how to honor traditional wisdom while creating modern, relevant textile work.



#### TOPIC 3: THE LANGUAGE OF COLOR: INDIGENOUS DYING IN CHILE

Explore the rich tradition of Chilean Indigenous dyeing, from plants and insects to their cultural meanings. Learn how natural materials have shaped textiles and how color conveys stories, identity and heritage.






## 4. Weaving for Well-being



### TOPIC 1: WEAVE EVERYWHERE: THE ART OF DAILY PAUSE

Discover how taking small moments to weave throughout your day can calm the mind, improve focus and boost creativity. Learn simple, portable techniques to turn everyday minutes into mindful, restorative practice.



### TOPIC 2: HAND IN FLOW, MIND IN BALANCE

Pin loom weaving puts your hands in motion, stimulating the brain and strengthening cognitive health. Discover how rhythmic crafting promotes focus, balance and mental well-being.



### TOPIC 3: THE COGNITIVE LOOM

Engage your hands and awaken your brain through the rhythmic art of pin loom weaving. Neuroscience shows that repetitive handcrafts like weaving boost memory, mood, coordination and cognitive resilience.



# Class Proposals

## DETAILS

**Duration:** 1 - 4 h

**Fee:** USD 150-250/h

**Platform:** Provided by host

**Audience:** No limit

**Language:** Spanish/English

**Deadline:** 2 month prior

**Slots:** Confirm by email

**Promotion:** Shared effort.  
High quality pictures & videos are provided with no charge.

**Discounts:** Students can have special discounts to my kits and other products from my shop.

## CATEGORIES

1. Bias Weaving

2. 4x4" Pin Loom Weaving

3. Color & Design




# 1. Bias Weaving



## TOPIC 1: BIAS WEAVING FROM SCRATCH

This class teaches four pattern stitches on square looms, creating textured, decorative designs. No prior knowledge is needed, making it perfect for beginners to learn pin loom weaving.



## TOPIC 2: SQUARE, TRIANGLE & RECTANGLE LOOM

This bias pin loom weaving class explores weaving on square, triangle, and rectangle looms, teaching techniques to create patterns along the bias. Students learn to combine shapes and textures for unique, dimensional woven designs.



## TOPIC 3: AMAZING JOINS FOR WOVEN PIECES

This class teaches four crochet techniques to join woven pieces seamlessly, transforming separate sections into polished, cohesive designs. Students learn creative joining methods to add decorative detail to their projects.




## 2. 4x4" Pin Loom Weaving



### TOPIC 1: THE TWO AND THREE WARP METHODS

This 4x4" pin loom class teaches the two- and three-warp methods, guiding students to create versatile woven patterns. No prior experience is needed, making it ideal for beginners exploring pin loom weaving.



### TOPIC 2: HOW TO DESIGN YOUR OWN PATTERNS FROM SCRATCH

This 4x4" creative class teaches how to design your own woven patterns from scratch using a unique method. Perfect for beginners, it guides you to unleash creativity and make personalized pin loom designs.



### TOPIC 3: AMAZING JOINS FOR YOUR WOVEN PIECES

This class teaches creative ways to join woven pieces, making separate sections seamless and polished. Students learn techniques that add both strength and decorative flair.

### 3. Color & Design



#### TOPIC 1: OBJECTS & GARMENT CONSTRUCTION USING WOVEN PIECES

This class teaches how to turn individual woven pieces into wearable garments by joining them creatively. Students learn techniques for shaping, joining and assembling woven sections to create tops, scarves and other clothing items.



#### TOPIC 2: MIX & MATCH PIN LOOM PATTERNS

This class teaches how to creatively combine and layer pin loom patterns and stitches to make unique woven designs using different colors and thicknesses of yarn.



#### TOPIC 3: MAKE IT SHINE: EASY YARN COLOR MIXING

This class teaches how to combine yarn colors easily to create vibrant, eye-catching woven pieces. Students follow simple steps to mix hues and textures, making weaving fun and beginner-friendly.



Are you interested in one or more of these  
lectures or classes?

Let's talk!

[florencia.campos@ullvuna.cl](mailto:florencia.campos@ullvuna.cl)



MORE INFO AT

WEBSITE

[www.ullvuna.cl](http://www.ullvuna.cl)

BLOG

[www.ullvuna.wordpress.com](http://www.ullvuna.wordpress.com)

INSTAGRAM

[www.instagram.com/ullvuna](https://www.instagram.com/ullvuna)

FB COMMUNITY

[www.facebook.com/groups/theullvunacommunity](https://www.facebook.com/groups/theullvunacommunity)

YOUTUBE CHANNEL

[www.youtube.com/@ullvuna.pinloomweaving](https://www.youtube.com/@ullvuna.pinloomweaving)

ETSY SHOP

[www.etsy.com/shop/ullvuna](https://www.etsy.com/shop/ullvuna)